



SPSS Installation

Mac

Step 1

- Go to software site, miami.edu/software, and click on the SPSS logo. Scroll down product page and click on **Faculty, Staff & University Departments** [Click here to download SPSS](#).


SPSS Statistical Package

Eligible: Faculty & Staff

Availability: 24 Hours, 7 Days

Support: Monday - Friday, 8:00 a.m. - 6:00 p.m.

AKAs: SPSS



Description

IBM SPSS Statistics is an integrated family of products that addresses the entire analytical process, from planning to data collection to analysis, reporting and deployment.

Licensing

- Faculty, Staff & University Departments: The University has entered into a site license for IBM SPSS Statistics and IBM SPSS AMOS. It can be downloaded onto any University owned computer.


Costs

- There is no cost to use this software.

Documentation

- [Support Links](#)

Download Information

- Faculty, Staff & University Departments: [Click here to download SPSS](#) 

Step 2

- You will be redirected to the software download platform. Please select the SPSS Premium 24 for Mac in the in the drop down menu. Copy the premium authorized user V.24 code, by highlighting it, and clicking ctrl + c on your keyboard.

UNIVERSITY OF MIAMI

askUM | Calendar | myUM | Site Map

Information Technology

IBM SPSS Software Download

If you have questions call the UMIT Service Desk at (305) 284-8565 or email itsupportcenter@miami.edu.

Version: SPSS Statistics Premium 24 - Mac

File Type: DMG

System Type: 32/64 bit

File Name: SPSS_Statistics_24_mac.dmg

Size: 757 MB

License Key:

Hash: ?

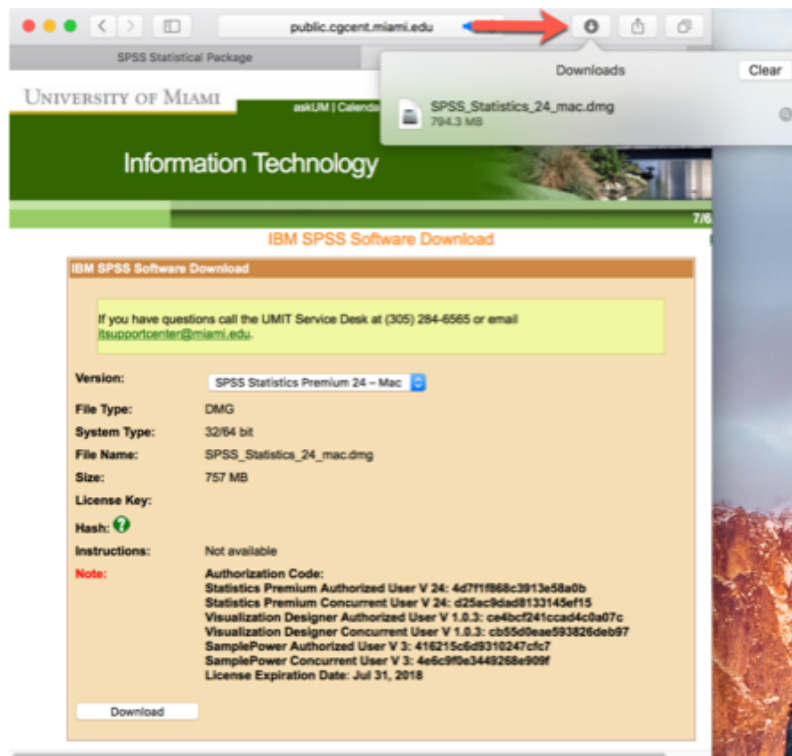
Instructions: Not available

Note: Authorization Code:
Statistics Premium Authorized User V 24: 4d7f1f868c3913e58a0b
Statistics Premium Concurrent User V 24: d25ac9dad8133145ef15
Visualization Designer Authorized User V 1.0.3: ce4bcf241ccad4c0a07c
Visualization Designer Concurrent User V 1.0.3: cb55d0eae593826deb97
SamplePower Authorized User V 3: 416215c6d9310247cfc7
SamplePower Concurrent User V 3: 4e6c9f0e3449268e909f
License Expiration Date: Jul 31, 2018

Download

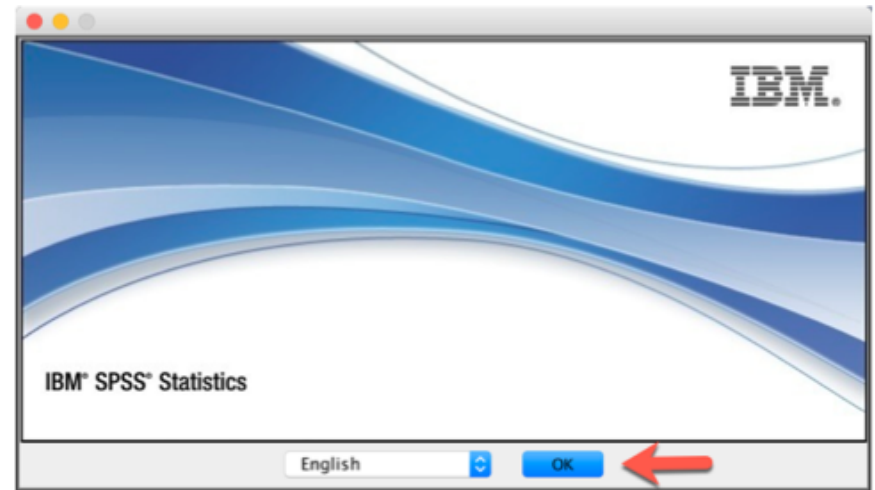
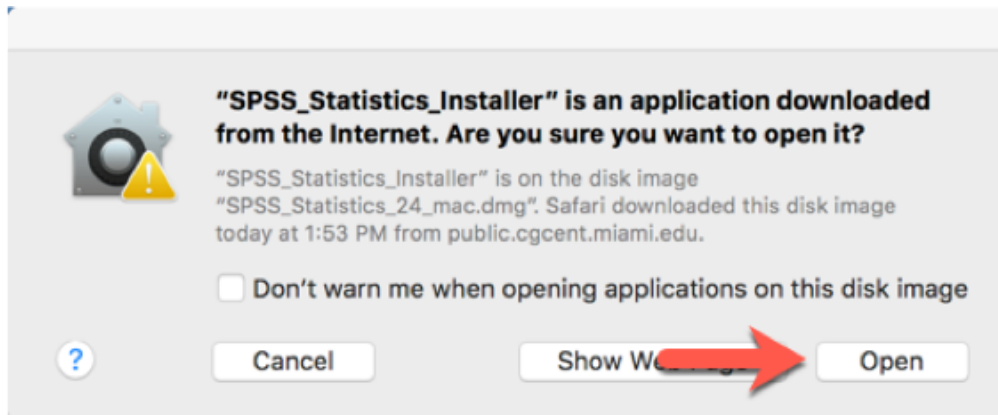
Step 3

- Click on the downloads icon on your browser tab to execute the SPSS 24 DMG installer. Click on the SPSS installer when prompted to begin install process.



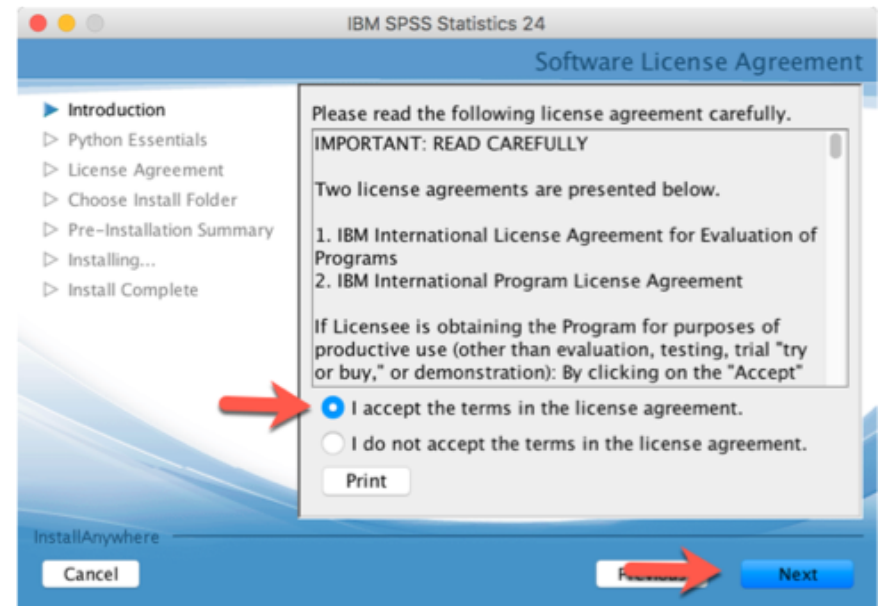
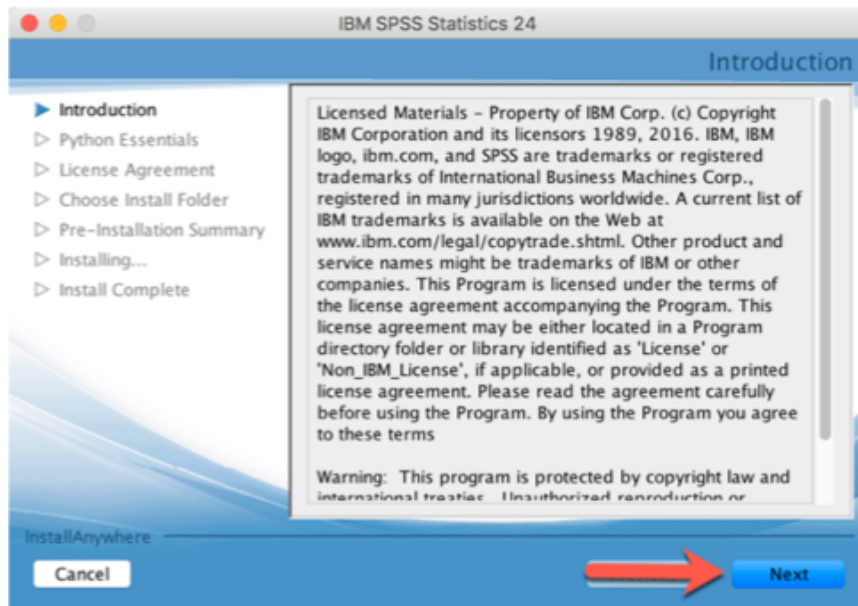
Step 4

- You will be prompted by your machine if you would like to install SPSS and open the DMG file, please select open.
- The SPSS install prompt will open, and you will click on OK to begin the install process.



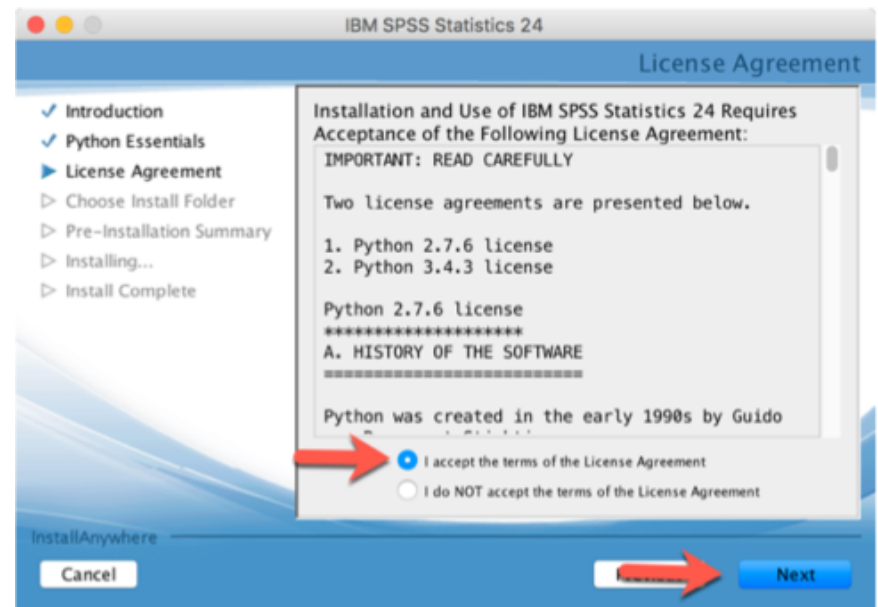
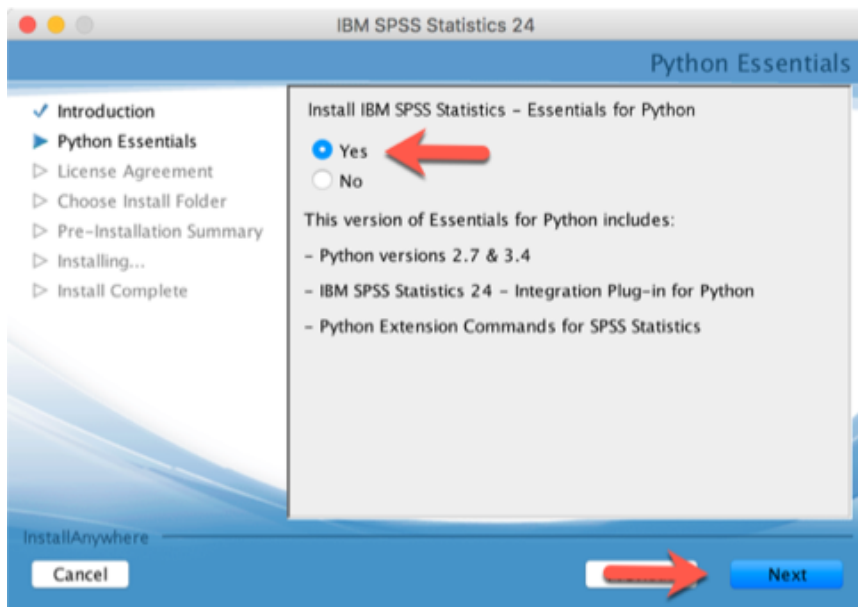
Step 5

- Please continue the install process by clicking next in the introduction and accepting the license agreement.



Step 6

- Click yes on installing the Python essentials, and click next.
- Accept the license agreement to install Python essentials, and click next.



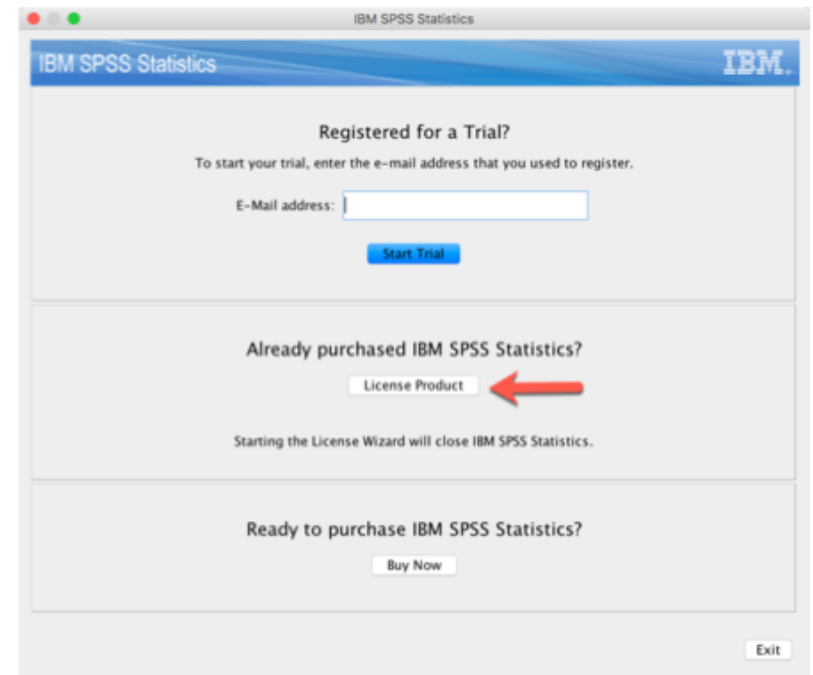
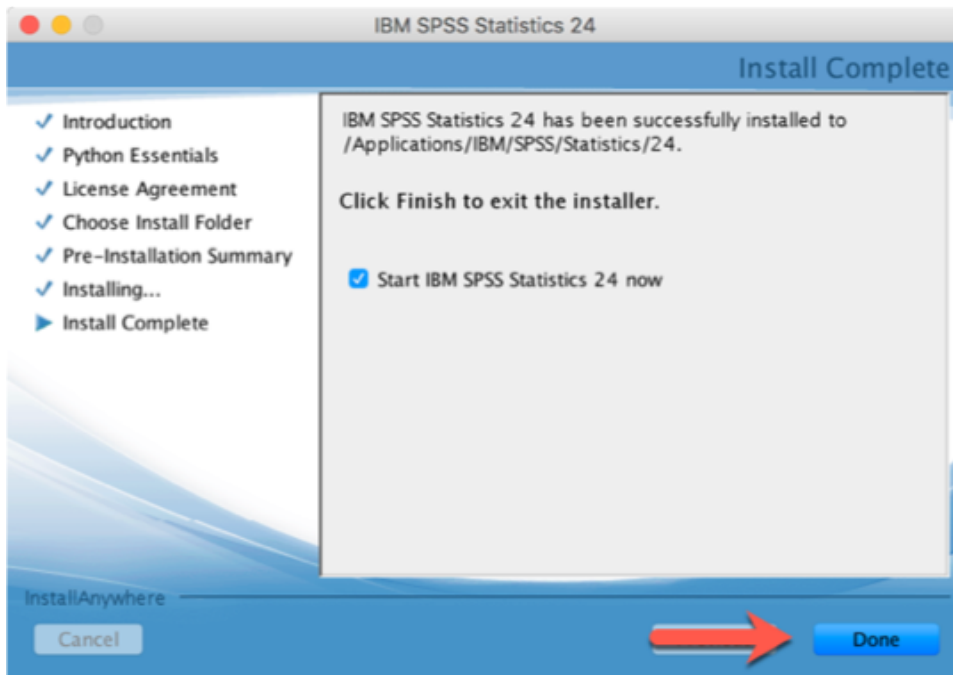
Step 7

- Click next to have SPSS installed on your Macintosh HD.
- The install process will begin, please wait until install is complete to 100%



Step 8

- Once the install is complete, please click done you will then be prompted to license your IBM SPSS product.



Step 9

- For product authorization, you will select authorized user license, and click next.
- Please enter the SPSS Premium Authorized user code you copied in step 2 in the enter code box.

IBM SPSS Statistics 24 Licensing

Product Authorization

Select one of the following:

☒ Authorized user license (I purchased a single copy of the product).
You will be asked to enter the authorization code or license code that you received from IBM corp.
[Example codes](#)

☐ Concurrent user license (My organization purchased the product and my administrator gave me a computer name or IP address.)

Lock Code for this machine is: 10-346FD

< Back Next > Cancel

IBM SPSS Statistics 24 Licensing

Enter Codes [Overview of Licensing Process](#)

Please enter the authorization code(s) here to license your product. If you have already contacted IBM Corp. via email or phone, please enter the license code(s) sent back to you by IBM Corp.

[Example codes](#)

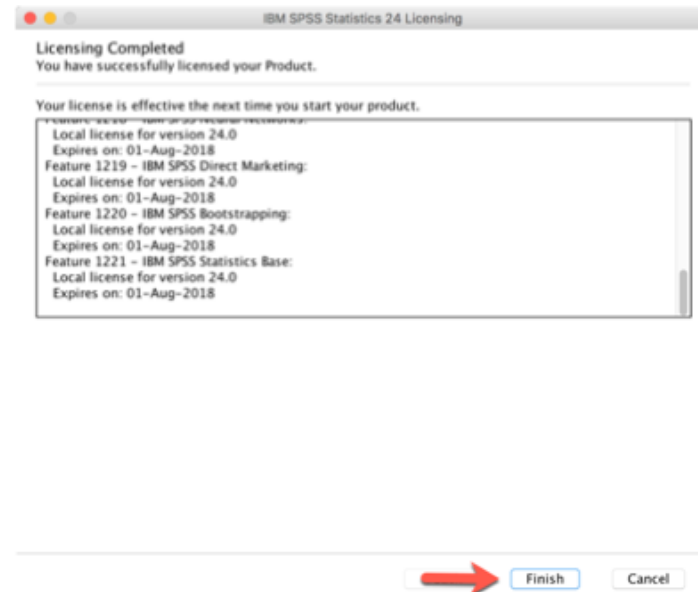
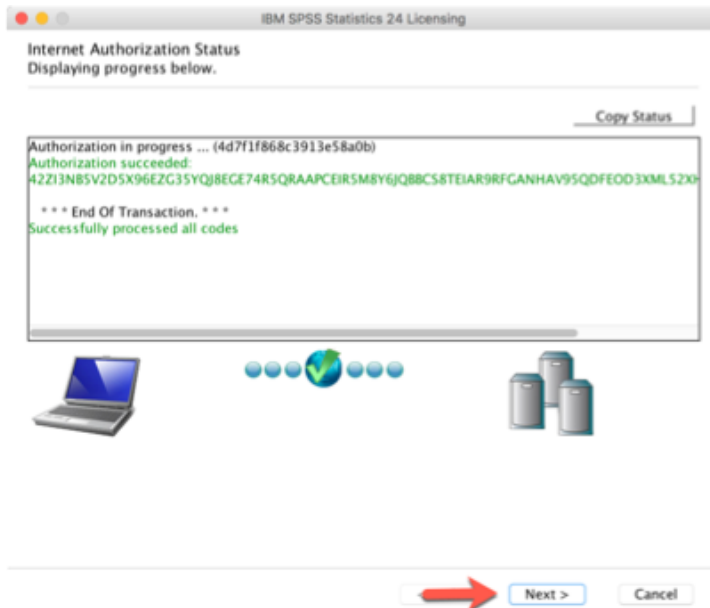
Enter Code: 4d7f1f868c3913e58a0b [Enter additional codes](#)

The authorization code(s) will be sent to IBM Corp. over the Internet.
[Connect to the internet through a proxy server](#)

< Back Next > Cancel

Step 10

- Once the code is entered, you will be prompted with an authorization status, once the authorization states **Successfully processed all codes**, you will click next. You will now be prompted with Licensing completed, and you can now begin to use your SPSS application.





Thank you!